Tether Installation

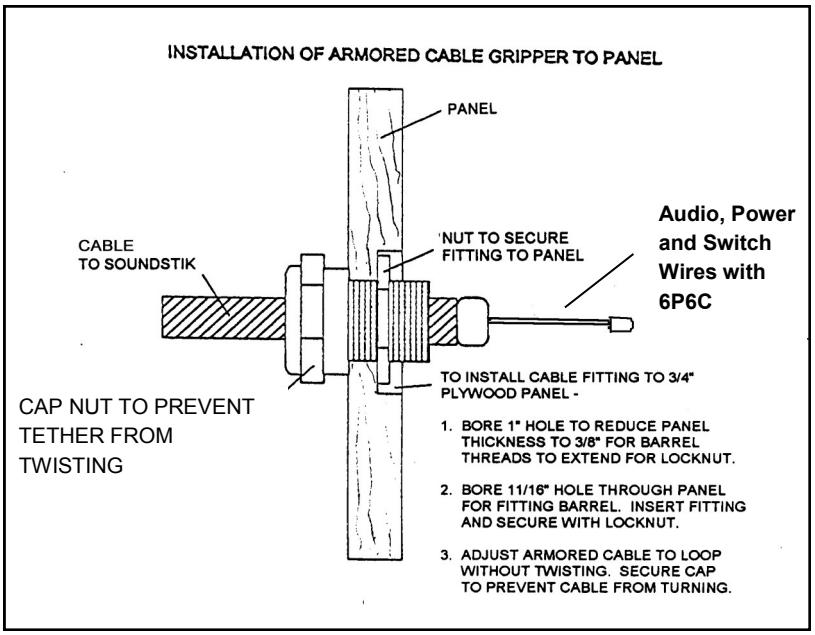

1. Install wire stub with modular plug attached through hole.
2. Insert fitting into hole.
3. Slip locknut over wire stub and secure fitting.

SOUNDSTIK
Right Angle hardware is available. Contact Vista Group.



Tighten cap nut firmly after adjusting length as desired.



IMPORTANT

Tighten cap with wrench. This fitting is what prevents the tether and wiring from twisting.

For best results, if re-installing in a new location, call Vista Group to order a new plastic insert for the hardware.